

## Hybrid Nissan 180sx intercooler kit

### Installation instruction



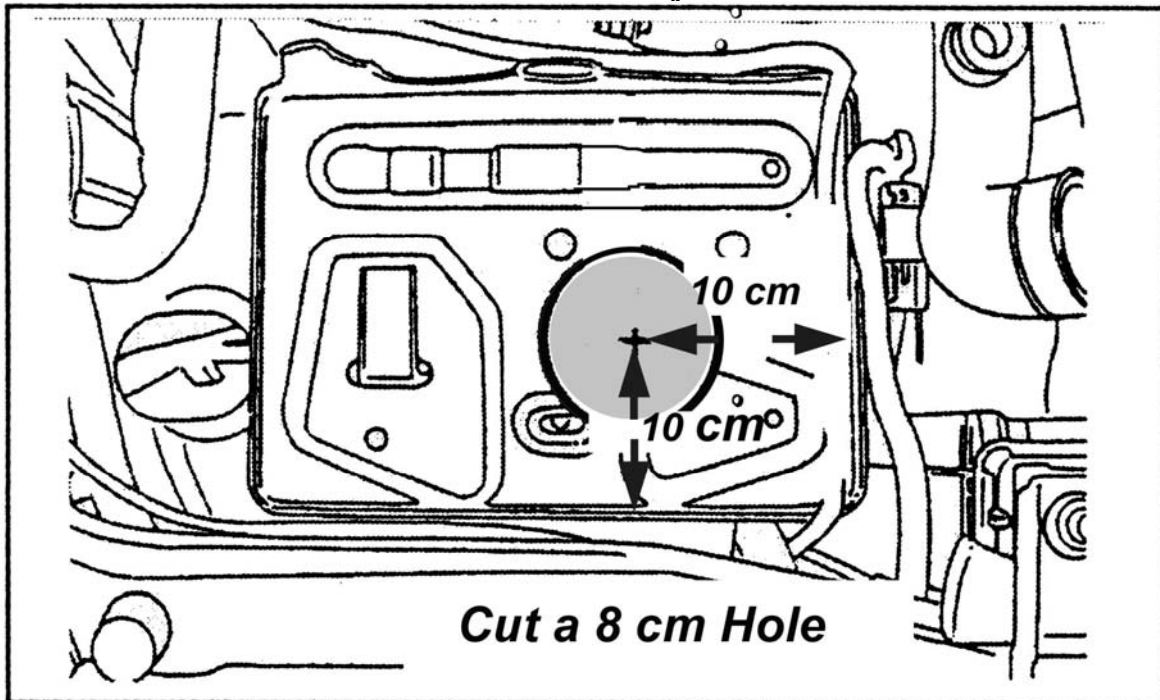
### Note

**Picture may be different than the actual product!  
It is a reference guide only!**


**Parts list**  
**Piping, silicon hose and super clamp kit**



**Remove front bar ,all the STD intercooler ,piping and battery.  
Use a 80 mm hole saw cut a hole as below location.  
When connecting all the piping make sure leave the hose clamps  
loose for further adjustments.**



**Install the top intercooler bracket**




**Install the bottom intercooler bracket**




**Fit the driver side piping**



**Fit the driver side lower pipe and connect it to the intercooler.**



**Fit the passenger side alloy pipe as below**



## **Finished**

**Please note the hot pipe can be purchase for an additional cost**



## **WARRANTY**

### **LIMITED WARRANTY**

Powerdigger.com P/L will warranty for the period of 1 year from original purchase against all defects in workmanship and materials. Powerdigger.com P/L is not responsible for expenses incurred for labor, personal injury or inconvenience. Powerdigger.com P/L sole responsibility is to offer a replacement product or to repair the damaged product. Powerdigger.com P/L cannot warranty products damaged by improper installation or used for racing , off-road use. All other products sold by Powerdigger.com P/L are warranted by the original manufactures and is not the responsibility of Powerdigger.com P/L.